

MESSEN NORD GmbH
Zum Forsthof 2
D-18198 Stäbelow
Tel. : +49 38207 - 656 - 0
FAX: +49 38207 - 656. 66
www.messen-nord.de



ROHRTEST-4 v. 8.8

Tightness test system

for

Sewers, sewage pipes and pipe connections

acc. to EN 1610, SIA 190 / VSA

Separators, Collectors and Shafts

**acc. to EN 1610, EN 858-1, EN 858-2, DIN 1999-100, DIN 4040-100,
EN 12566-1, SIA 190 / VSA**

Drinking water / waste water pressure pipes acc. to EN 805



0.	Table of contents	Side
1.	Application of the test system	4
1.1.	Water pressure-test / low-pressure	5
1.2.	Water pressure-test / high pressure	5
1.3.	Shaft and separator-test in the free-mirror-procedure	6
1.4.	Compressed air-test / sleeve-sample	8
2.	Technical parameters	11
3.1.	General business-parameters	11
3.2.	Measuring-equipment WATER / water supply	12
3.3.	Measuring-equipment AIR / compressed air-supply	13
3.4.	Measuring-equipment VACUUM / hypotension-production	14
3.5.	Measuring-equipment HIGH PRESSURE / high pressure-production	15
3.6.	Measuring-equipment SHAFT	16
3.7.	Measuring-precision of the measuring-facilities / calibration	18
4.	Danger-prevention	20
5.	Installation	21
5.1.	Installation	21
5.2.	Installation of the USB-Adapters	22
5.3.	Program-configuration	24
5.4.	Formation of the individual protocol-head	25
6.	Test standards and parameters	27
6.1.	Selection of the test procedure and the test standard	27
6.2.	Test with water / low-pressure	28
6.2.1.	Test parameters for tests of DIN EN 1610 (Water, low-pressure)	28
6.2.2.	Test parameters for tests of DIN 1999-100 (Water-level-tests for separators)	29
6.2.3.	Test parameters for tests of DIN 4040-100 (Water-level-tests for fat-separators)	33
6.3.	Test parameters for tests of DIN EN 805 (Water, high pressure)	36
6.4.	Test parameters for tests with compressed air	37
6.5.	Test parameters for special-tests	37
6.6.	Test parameters for sleeve-tests	38
6.6.1.	Tester administration	39
6.6.2.	Sleeve-test with reference-measurement	40
6.6.3.	Sleeve-tests of ATV/DWA M 143 slices 6	41

7.	Test-transaction	42
7.1.	Tests with measuring-equipment WATER	42
7.1.1.	Preparatory works	42
7.1.2.	Test with measuring-equipment WATER	43
7.2.	Tests with measuring-equipment HIGH PRESSURE	44
7.2.1.	Preparatory works	44
7.2.2.	Test-transaction with measuring-equipment HIGH PRESSURE	45
7.3.	Tests with measuring-equipment AIR	46
7.3.1.	Preparatory works	46
7.3.2.	Transaction of the test with compressed air	47
7.3.3.	Test of tube-connections / sleeve-test	48
7.4.	Tests with the measuring-equipment SHAFT	49
7.4.1.	Preparatory works	49
7.4.2.	Transaction of the test with the measuring-equipment SHAFT	50
8.	Data-concept	51
8.1.	Storage of the test reports	51
8.2.	Project-administration	52
8.2.1.	Transferred by data-continuances, updating of the project-administration	52
8.2.2.	Summary from test reports to lists and overview-tables	52
8.3.	Preparation and alteration of test report forms	55
8.3.1.	Saving hierachy of test report forms	55
8.4.	Data take over from test reports	58
8.5.	Configuration of the option "GPS"	59
9.	Appliance-maintenance, calibrations and function-tests	60
9.1.	Appliance-check	60
9.2.	Cleaning of the filter of the measuring-equipment WATER	60
9.3.	Changeover to winter-business	61
9.4.	Test of the appliance-function, own-control	61
9.5.	Cleaning of the measuring-equipment SHAFT	61

Installation:






Test standards (tabular transcriptions, work-leaves)






- A) DIN EN 1610
- B) LfW 4.3-6
- C) ATV/DWA M 143-6
- D) DIN 1999-100 / EN 858-1
- E) DIN 4040-100

1. Application of the test system

The test system ROHRTEST-4 allows the computer-aided, automated tightness test of sewage pipelines, muffs, shafts and separators after the test standards nationally binding for these installations. In the result of the test, standardized test reports are produced which document the test course and the test result.

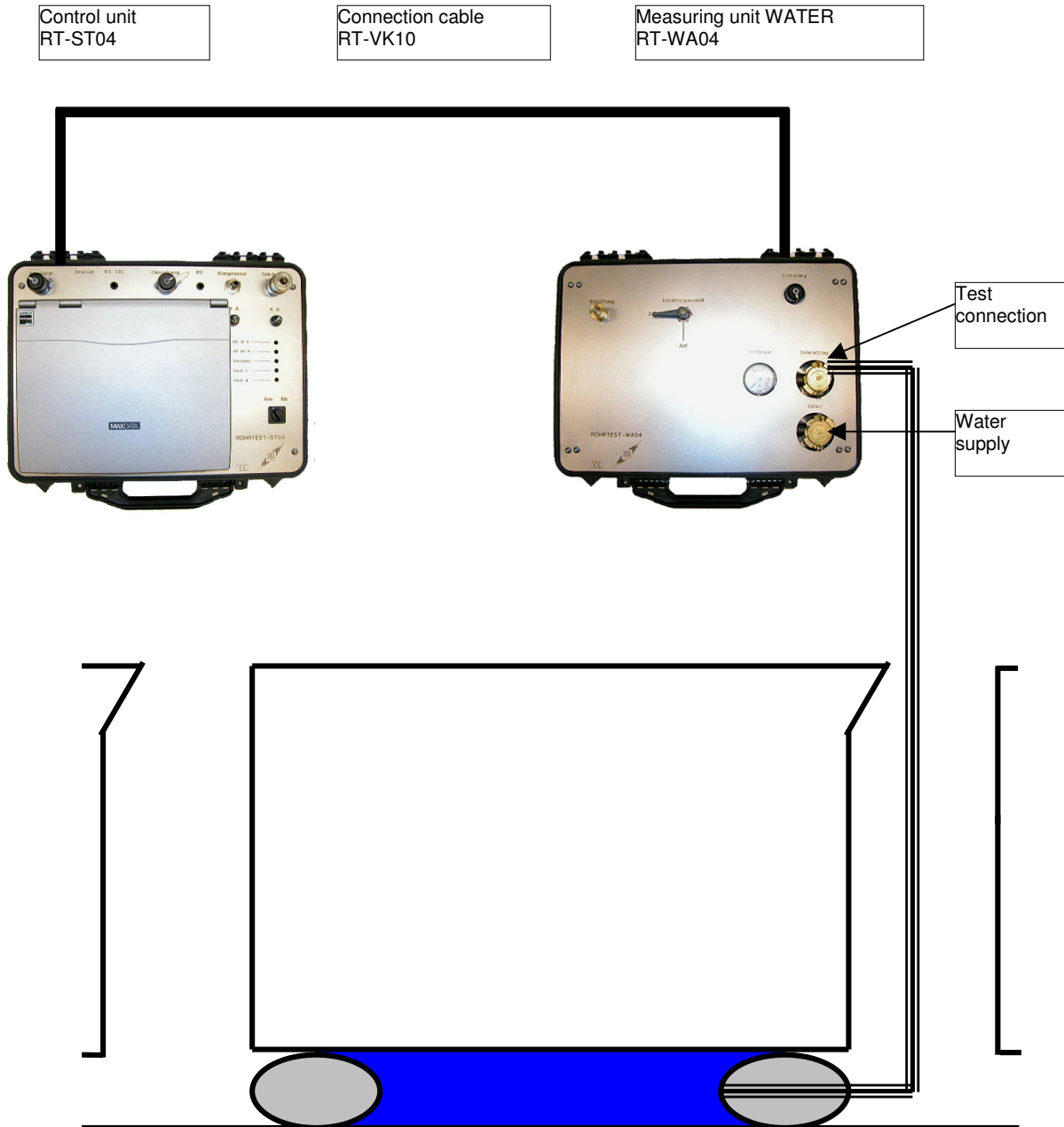
You find a complete list of the test-specific system-components under 2. *System-components / delivery capacity:*

System-components	Test procedures
Control unit with integrated measuring-equipment AIR/VACUUM (RT-ST04) 	This unit is required for all Test procedures, contains measuring-equipment for AIR / VACUUM tests, supply unit, data-transformers and test controller for all measuring-facilities Tests acc. to EN 1610 (L), ATV/DWA M 143/6, ATV/DWA A 139, ATV/DWA A 142, ÖNORM B2503, SIA 190 / VSA
External measuring equipment AIR (RT-EXTL) 	External Filling and measuring unit for testing high pipe dimensions, application directly at the pipe fastener, makes filling procedure fast and save Tests acc. to EN 1610 (L), ATV/DWA M 143/6, ATV/DWA A 139, ÖNORM B2503, SIA 190 / VSA
Measuring-equipment SHAFT (RT-SP04) 	Shaft and separator-tests acc. to EN 1610, ATV/DWA M 143/6, EN 858-1, EN 858-2, DIN 1999-100, DIN 4040-100, SIA 190/VSA
Measuring-equipment WATER (RT-WA04) 	Allows water loss tests by automatic supplying and measuring the lost water. Unit can keep up a given pressure or a level in connection with external sensors. Tests acc. to EN 1610 (W), ATV/DWA M 143/6, ATV/DWA A 139, ÖNORM B2503, SIA 190 / VSA
External water pressure sensor (RT-EXTW) 	Allows in connection with RT-WA04 the water loss test by keep up the water start level. Application of the pressure sensor directly at the pipe fastener. Tests acc. to EN 1610 (W), ATV/DWA M 143/6, ATV/DWA A 139, ÖNORM B2503, SIA 190 / VSA

<p>External water pressure sensor (nozzle model) (RT-EXTWR)</p> 	<p>Allows in connection with RT-WA04 the water loss test by keep up the water start level. Application of the pressure sensor at the drain outlet.</p> <p>Tests acc. to EN 1610 (W), ATV/DWA M 143/6, ATV/DWA A 139, ÖNORM B2503, SIA 190 / VSA</p>
<p>Dispatcher-box (RT-VBX)</p> 	<p>allows the automatic water-addition in connection with the measuring-facilities SHAFT and WATER at shaft and separator-tests according to DIN 1999-100</p>
<p>Measuring-equipment HIGH PRESSURE (RT-HD04)</p> 	<p>Tests of DIN EN 805 as well as the former Norm DIN 4279 (water, high pressure)</p>
<p>Air-distribution-unit (RT-LV04)</p> 	<p>Muffs and stand-tests with compressed air after ATV/DWA M 143/6, DIN EN 1610, Control of the tests and blister-pressure for Max. 4 Fasteners as well as a Junction test fastener</p>
<p>Junction test fastener (RT-MU04)</p> 	<p>Manually driven reel with connection-management 100 m to the Junction test fasteners over only one hose-management with interior-lying main lead for measuring-sensor, air-control and observation-camera</p> <p>Optional fade-in of the Test parameter into the video-picture</p>

1.1. Water pressure-test / low-pressure

Configuration A: Water pressure test at the closed system (fastened pipe)

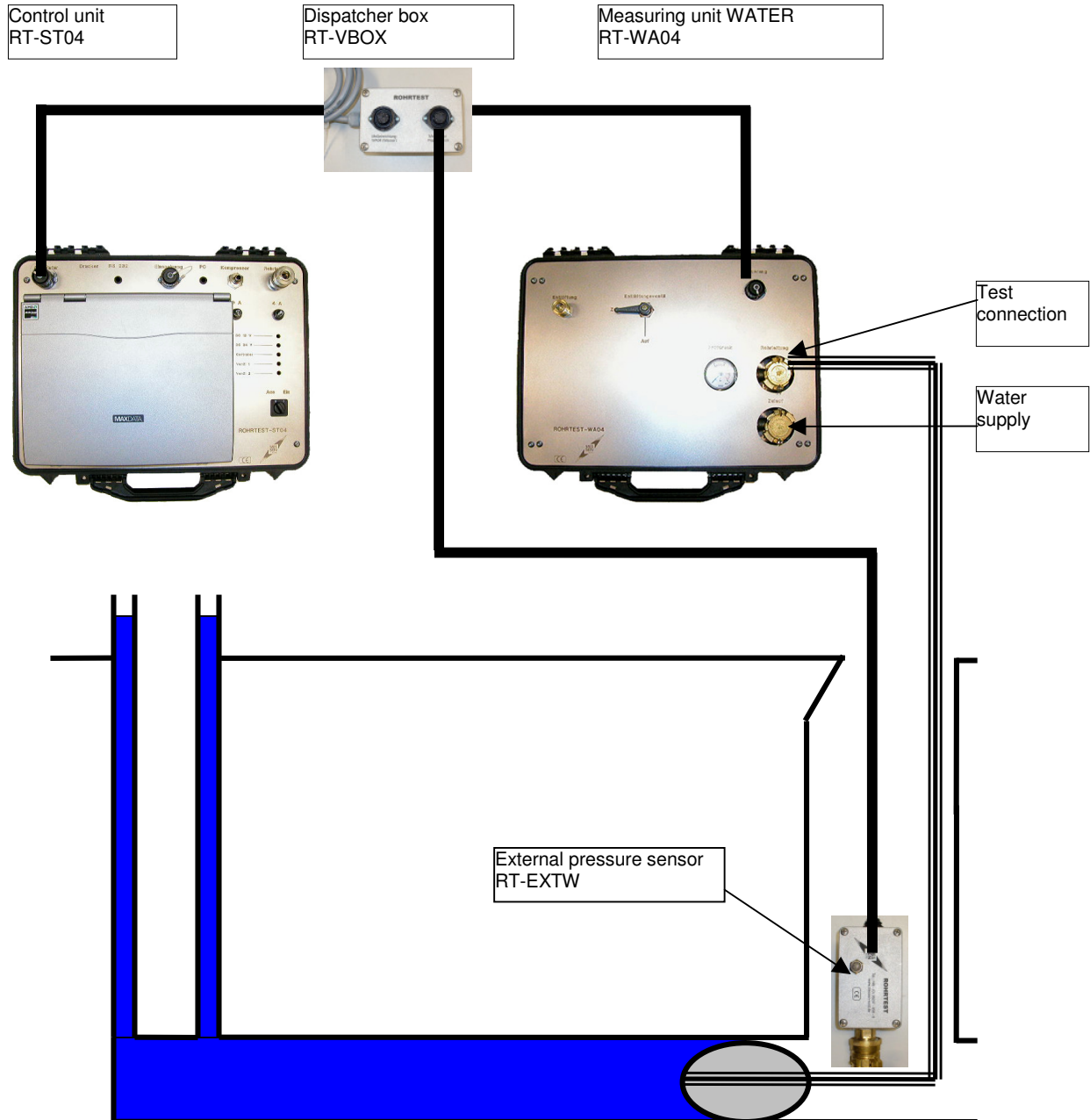


Standards:

- EN 1610 „W“
- DIN 1986 Teil 30
- DWA M 143 Teil 6
- SIA 190 / VSA
- ÖNORM B2503
- Special test procedure „W“

Water pressure-test / low-pressure


Configuration B: Water pressure test at the open system (open water column)



Standards:

- EN 1610 „W“
- DIN 1986 Teil 30
- DWA M 143 Teil 6
- SIA 190 / VSA
- ÖNORM B2503
- Special test procedure „W“


1.2. Water pressure-test / high pressure



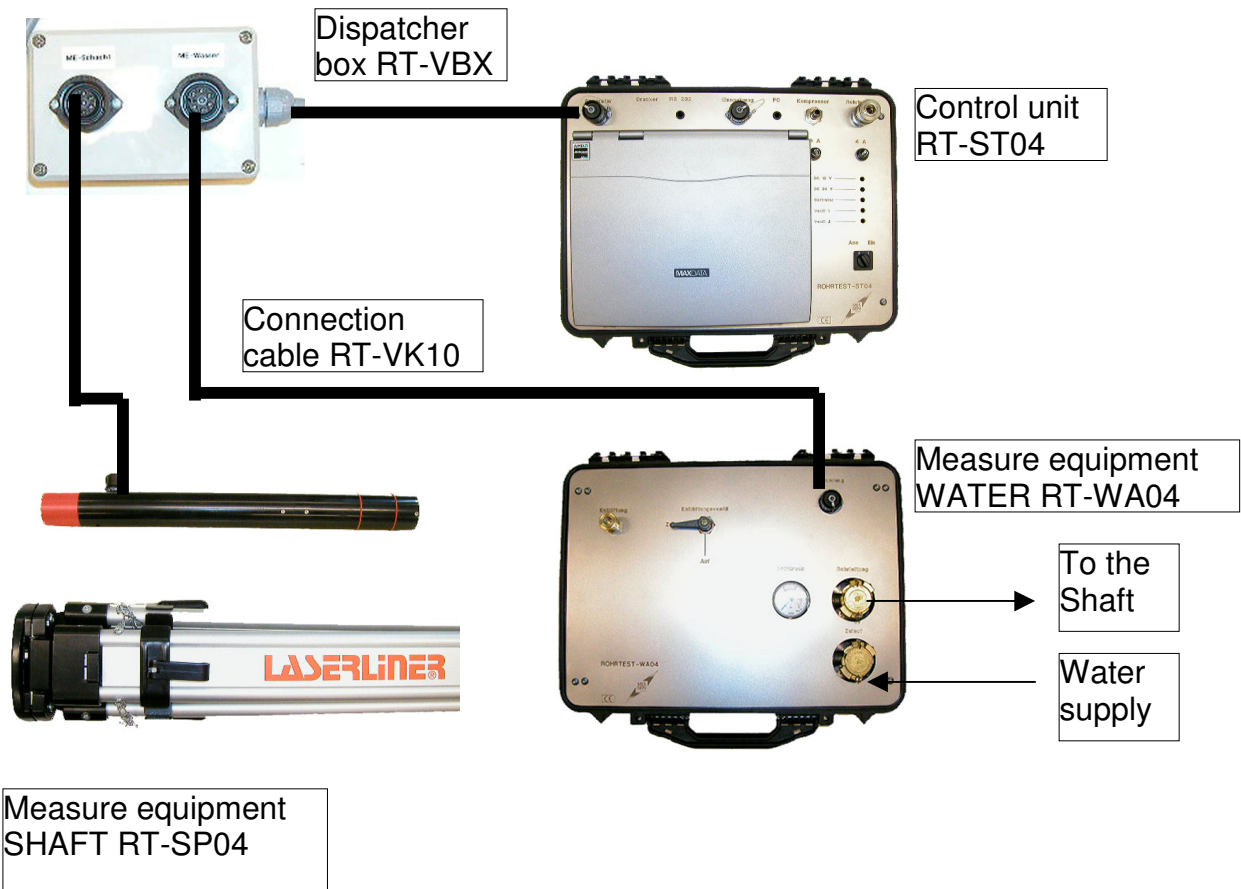
Test standards: EN 805
DIN 4279 (become obsolete)
Special test procedure "H"

1.3. Shaft and separator-test in the free-mirror-procedure


Configuration A: Shaft - / separator-test of automatic water-addition



Configuration B: Separator-test with automatic water-addition

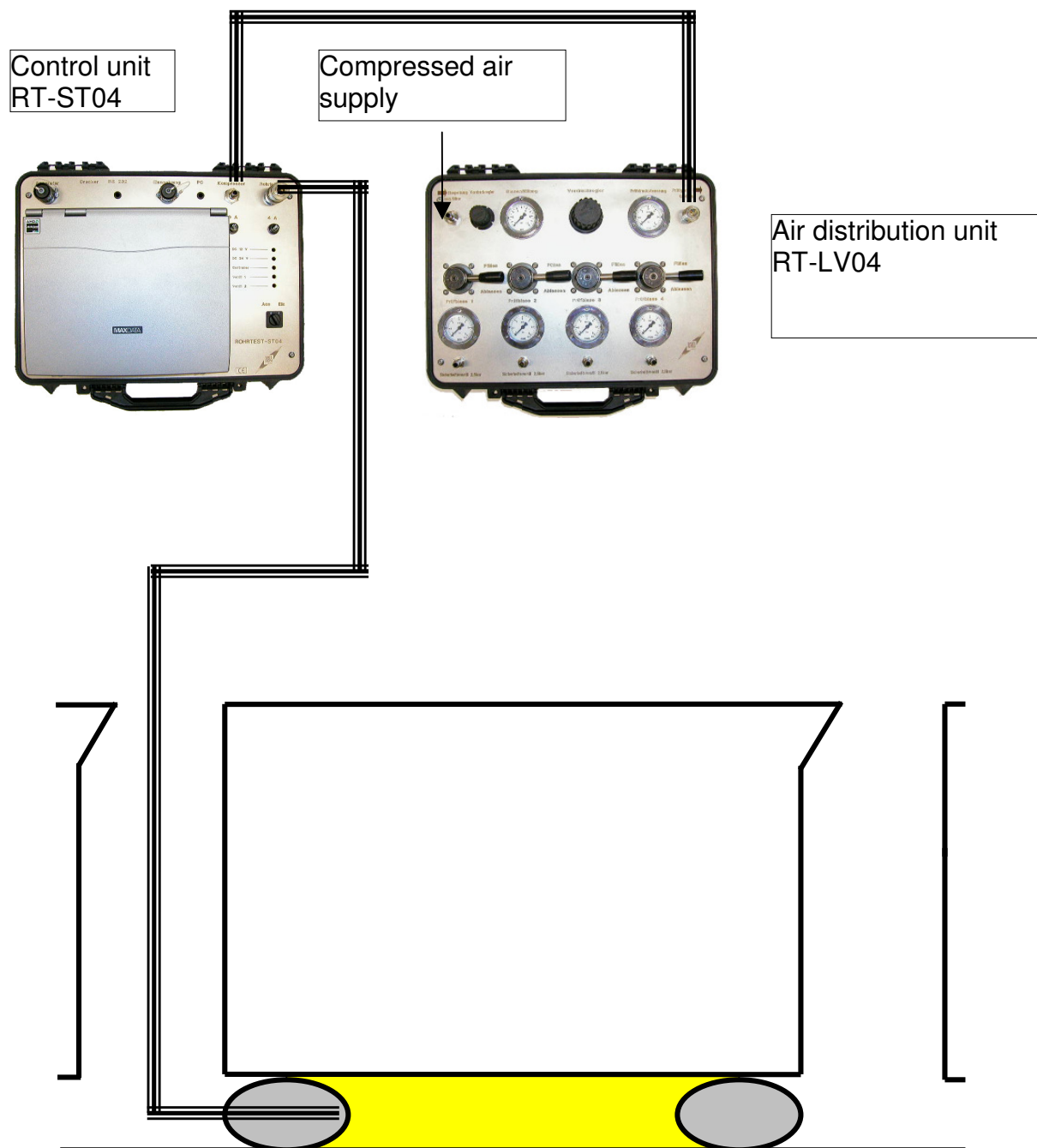


Configuration C: Separator-test with several level-probes



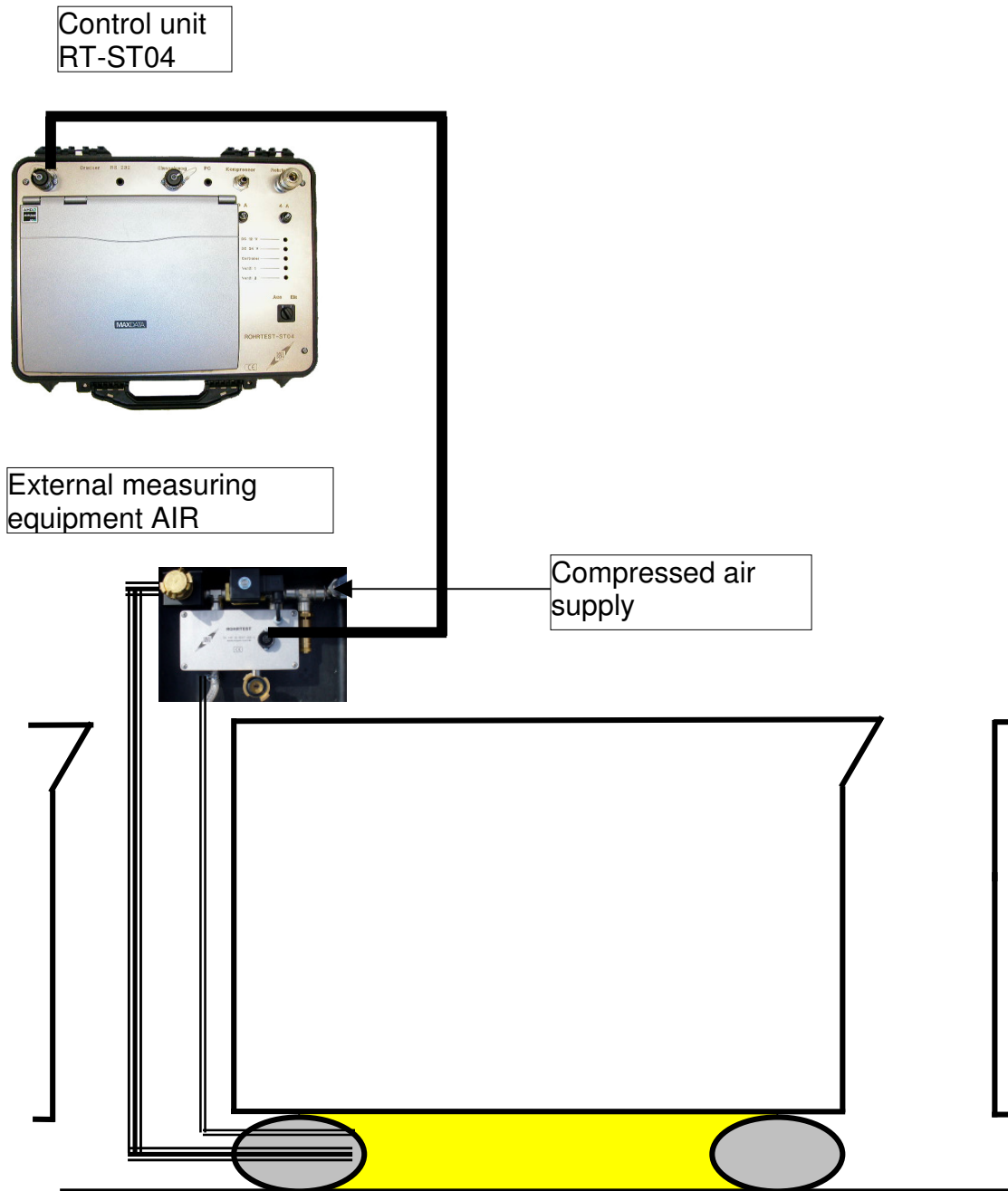
Test standards: EN 858
 DIN 1999-100
 DIN 4040-100
 EN 1610 "W"
 Special test procedure „W“

1.4. Pipe test with compressed air / measuring equipment AIR/VAKUUM



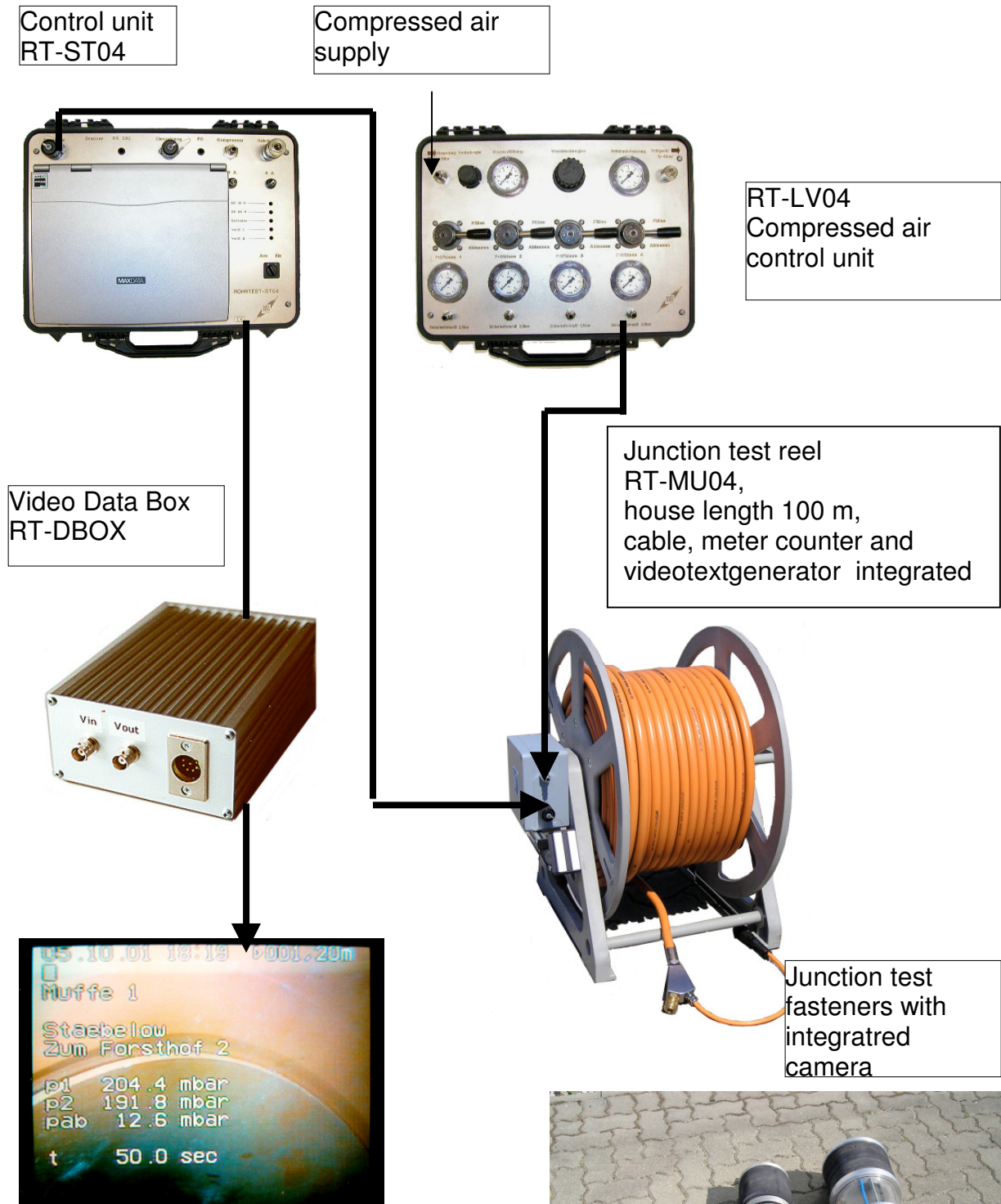
Test standards: EN 1610, Verfahren „L“
 DWA M 139
 DIN 1986/30, DWA M 143/6
 ÖNORM B2503
 SIA 190 / VSA
 Special test procedure „L“

1.5. Pipe test with compressed air / external measuring equipment AIR



Test standards: EN 1610, Verfahren „L“
DWA M 139
DIN 1986/30, DWA M 143/6
ÖNORM B2503
SIA 190 / VSA
Special test procedure „L“

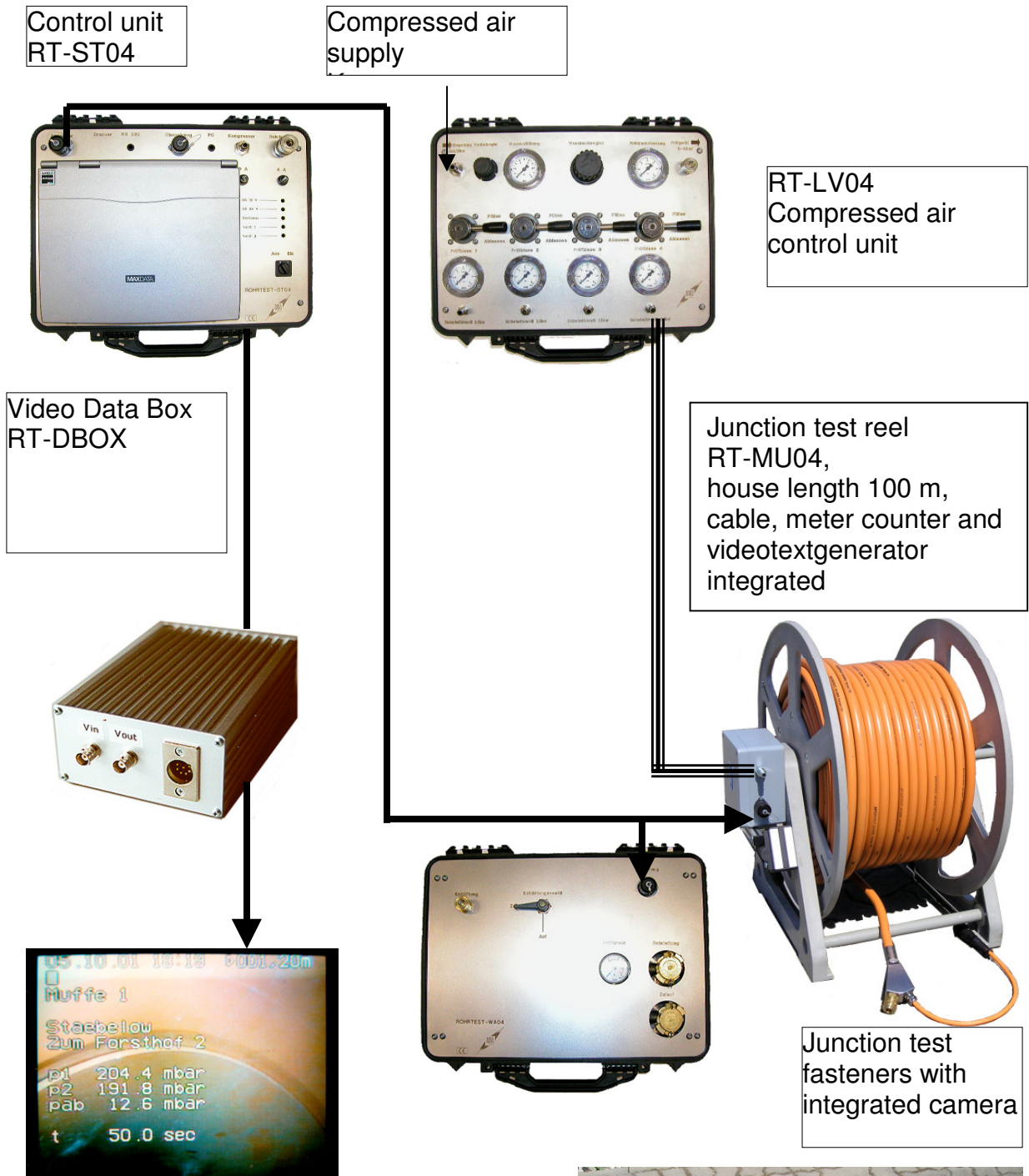
1.6. Compressed air tightness test for pipe junctions



Test standards: ATV/DWA M 139
 ATV/DWA M 143-6
 EN 1610
 ÖNORM B2503
 SIA 190 / VSA
 Special test procedure „L“



1.7. Water tightness test for pipe junctions



Test standards: ATV/DWA M 139
 ATV/DWA M 143-6
 EN 1610
 ÖNORM B2503
 SIA 190 / VSA
 Special test procedure „W“

